



Ashley's Angel Gram

November 2008

Household Tips and Tidbits

KITCHEN

Do you have a sponge that is still good but is starting to smell? Well that smell is caused from bacteria. To rid your sponge of Bacteria and odor, here is what you do. Rinse your sponge with lemon juice and then toss it in the microwave for 1 min. Smell is gone and bacteria is Bye Bye.

BATHROOM

Do you have a clogged drain? Use tweezers, Kleenex and a nose clip. Use your tweezers too pull out all that scum and hair in your drains. Place on the Kleenex and toss it away. Away goes water down the drain.

HOUSEHOLD

UH OH so and so colored on the wall. OMG what are you going to do now... First get some multipurpose lubricating oil (WD40) Spray the stains without letting it run down the wall, use a paper towel or dry white cloth too clean the stain. Then use a sponge and 2 drops of dishwashing liquid to clean up any residue, wipe with a dry cloth and VOILA color crayon gone.

Announcements

Closed November 12th,
14th, 27th, and 28th

Mary Had a Little Cold

Mary had a little cold, but
wouldn't stay at home...
And everywhere that Mary
went
the cold was sure to roam.

It wondered into Molly's
eyes and filled them full of
tears, it jumped from
there to Bobby's nose and
thence to Jimmy's ears.

It painted Annie's throat
bright red and swelled
poor Little Johnny's head.
Dora had a fever and a
cough put Jack to bed.

The moral of this little
take, is very quickly said
Mary could have saved I
lot of pain with just one
day in bed!

Ashley's Angel Gram



Simple Macaroni Casserole

Ingredients:

- 1 1/2 cups cooked chicken, cubed
- 2 cups shredded cheddar cheese
- 1 cup milk
- 1/2 tsp. curry powder
- 1 can cream of chicken soup
- 1 package elbow macaroni

Combine all ingredients in a 1 1/2 quart casserole. Cover and bake at 350 degrees for about one hour.

Enjoy!

Books to Read This Month

Dinofours™: It's Thanksgiving! by Steve Metzger, Hans Wilhelm (Illustrator) - Will grumpy Brendan be thankful for anything? Delightful illustrations.

Now It's Fall by: Lois Lenski - Summers over, *Now it's Fall*; Just the nicest Time of all. Celebrate apples, pumpkins, and all the pleasures of autumn.

Blue's Clues Thanksgiving Feast by Jessica Lissy, David Cutting (Illustrator) - Blue and her family are making a wonderful feast for Thanksgiving. From harvesting vegetables and preparing the stuffing for the turkey, to decorating the table, you're invited to help them get ready and celebrate this special day!

Barney's Thanksgiving by Stephen White - Join Barney, Baby Bop, and BJ for Thanksgiving. This holiday tale finds all three dinos giving thanks for many things, including friends and family, and Barney and friends work together to make a special feast for all their animal friends. Full color.

November Crafts

Thanksgiving, turkey, and apples come to mind this month. Here are some craft ideas to get your little ones involved in the festivities.

Turkey Fan Place Tags

Children will love to set the formal table with these cute place cards. Have children paint each finger with a different color of paint and the palm brown. Place print on bristle board or other thick paper. Let dry. Write each person's name on the 'feathers' (colored finger prints) of the turkey. Cut a peanut shape from brown construction paper and glue to the center of the brown palm. Add googly eyes and a red wattle to the construction paper. Glue the turkey to a ring of a paper towel tube that has been cut in 2-inch sections. Let dry. Mark each place setting with the personalized nametags for Thanksgiving dinner.

Apple Prints:

Cut an apple horizontally so that the 'star' appears. Dip in paint and make apple prints on paper





Cornucopia:

Scrunch pieces of newspaper into fruit/vegetable shapes and tape with masking tape. Cover with paper maché and let dry. Paint the fruit and vegetables and shellac when dry if you wish. Take brown construction paper and twist into a cone shape, staple. Add some decorative grass (shredded paper) to the cornucopia and then set the fruit and vegetables in and flowing out of the cone to make a great Thanksgiving centerpiece.



Ashley's Angel Gram

November 2008 Activity Calendar

Mon	Tue	Wed	Thu	Fri
3 <i>Sign Language word of the week: Thank you</i>	4 <i>Free Coloring Day</i>	5 <i>Color Orange</i>	6 <i>Leaf Butterflies</i>	7 <i>Fall Wreath</i>
10 <i>Sign Language word of the week: Mom</i>	11 <i>Lacing Pumpkin</i> 	12 <i>Finger Paint "Hand Turkeys"</i>	13 CLOSED	14 CLOSED
17 <i>Sign Language word of the week: Dad</i>	18 <i>Thanksgiving Bear</i>	19 <i>Turkey Craft</i>	20 <i>Color Brown</i>	21 <i>Handprint Turkeys</i> 
24 <i>Sign Language word of the week: Eat</i>	25 <i>Color Black</i> 	26 <i>Pilgrim Craft</i>	27 	28 CLOSED

